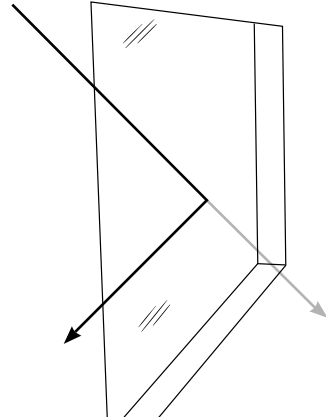


## Note:

Modern energy efficient dual-pane windows with coatings will weaken the cellular signals as they pass through because of a metal oxide film applied during manufacturing. If you have dual-pane windows with energy efficient coatings, we recommend one of the other mounting options if your performance is not to your satisfaction.



## Product Registration

Thank you for purchasing this weBoost product. Please take time to register your new product at our website:

[www.weboost.com/us/productregistration](http://www.weboost.com/us/productregistration)

Registering is quick and easy, it only takes 2-3 minutes to complete. Your information is secure, we don't share or sell your information to other third parties.

This device complies with part 15 of the FCC Rules. Operation is subject to the following two conditions: (1) This device may not cause harmful interference, and (2) This device must accept any interference received, including interference that may cause undesired operation.

**⚠ RF Safety:** Any antenna used with this device must be located at least 8 inches from all persons.



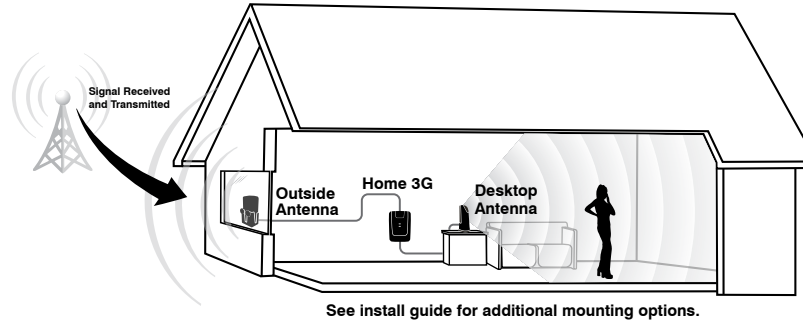
3301 East Deseret Drive, St. George, UT 84790  
web: [www.weboost.com](http://www.weboost.com) | email: [customer@weboost.com](mailto:customer@weboost.com)  
phone: 866-294-1660 | local: 435-673-5021 | fax: 435-656-2432



## How It Works

Your cell phone is an essential part of your life. weBoost is here to ensure you have seamless connections on all your cellular devices.

The Home 3G cellular signal booster is an effective solution to all those times you've had to walk into another room, or even outside, to find a stronger, more reliable cell signal. Installation is simple and can be completed with minimal tools.



## NEED ASSISTANCE? WE CAN HELP!

Contact our U.S.-BASED TECH SUPPORT:

- Contact our U.S.-based tech support team at 1-866-294-1660 or email at [customer@weboost.com](mailto:customer@weboost.com)
- Go online for how to resolve the most common issues at [www.weboost.com/us/support](http://www.weboost.com/us/support)
- Find a weBoost Certified Installer on our web site at [www.weboost.com/installers](http://www.weboost.com/installers)

Installation is simple, but we're here to make it even easier.



## Home 3G Quick Install Guide

For more information refer to full Install Guide at:  
[www.weboost.com/us/installguide/home3G](http://www.weboost.com/us/installguide/home3G)

## Package Contents

Home 3G Signal Booster  
Desktop Antenna

Cradle Antenna Kit  
AC Power Supply

Coax Cable  
Cable Connector

## Quick Install Diagram

Location Setup / Install Inside Window Mount Cradle

Insert the Outside Antenna into the Cradle

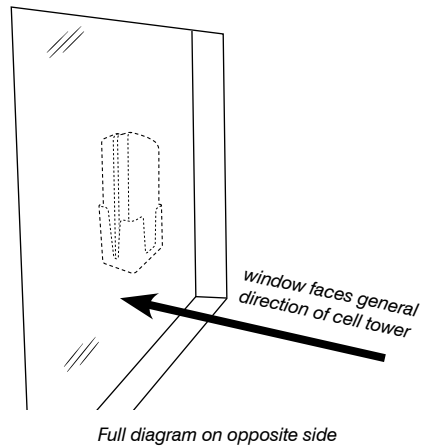
Connect Coax Cable to Outside Antenna

Connect Cables to Home 3G

Connect Power Supply

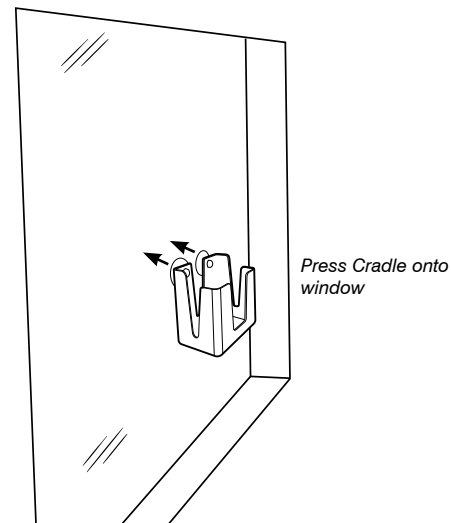
## 1 Select Location in General Direction of Cell Tower

Select a location on the inside of a window as high as possible and at least 20 feet from where the Home 3G will be located. Note that this distance typically requires the window mount to be in a different room from where you will locate the Home 3G and Desktop Antenna. The window should face roughly in the direction of the strongest cellular signal.



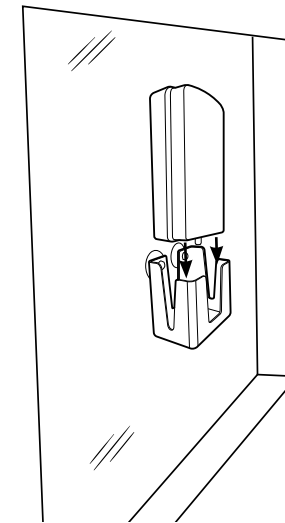
## 2 Install Inside Window Mount Cradle

Clean the area on the glass with the alcohol prep pad (included). Press the suction cups onto the window in the desired location.



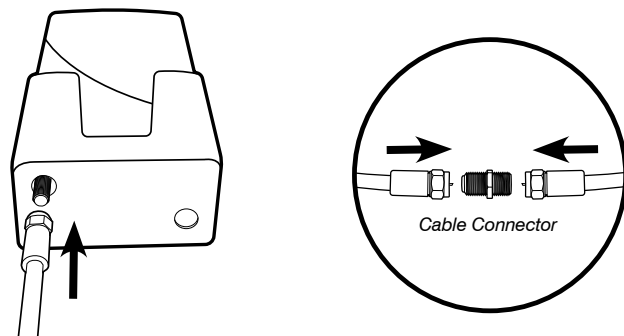
## 3 Insert the Outside Antenna into the Cradle

Insert the Outside Antenna into the cradle.



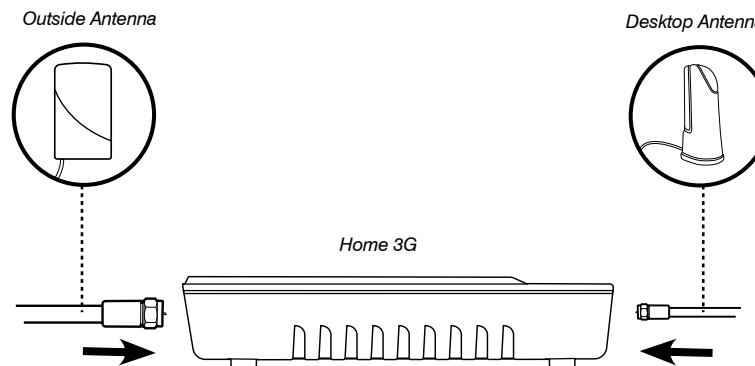
## 4 Connect Coax Cable to Outside Antenna

Connect the supplied coax cable to the antenna lead cable on the Outside Antenna. Route the cable as desired to the location of the Home 3G. If you need to connect both coax cables, use the Cable Connector provided.



## 5 Connect Cables to Home 3G

Connect the coax cable to the Home 3G. Connect the Desktop Antenna to the Home 3G.



## 6 Connect to Power Supply

Connect the AC Power Supply to the Home 3G then to a surge protected AC power strip with at least a 1000 Joule rating. If your Home 3G is working correctly, the lights will be green.

