

CARE AND MAINTENANCE:

- Place charger on a hard flat surface.
- When cleaning the charger, use a soft damp cloth only. Do not wet the exposed metal part of the charging unit. Do not use solvents or scouring agents as they may mark the LED and casing.
- Do not submerge in water or rinse under faucet.
- Keep the device dry. Precipitation, humidity, liquids and moisture can contain minerals that corrode electronic circuits.
- If the device gets wet, immediately unplug it and allow it to dry.
- Do not disassemble or make any repair attempts to the unit.
- Do not store the device in high or low temperatures.

Included:

- VÜ Pad
- AC Power Supply
- Users guide

Specifications:

- Input: 12V / 750mA
- Output: 5W

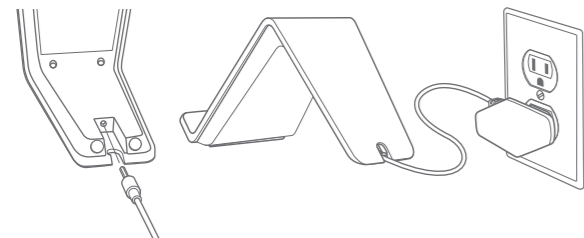
For more information on the VÜ, wireless charging, Qi™ Charging Standard and a list of compatible smartphones, please visit: www.TYLT.com/VÜ

©2013 TYLT. All rights reserved.
 TYLT® and the TYLT® logo are registered trademarks of Foreign Trade Corp.
 Other marks are the property of their respective owners. IC2094

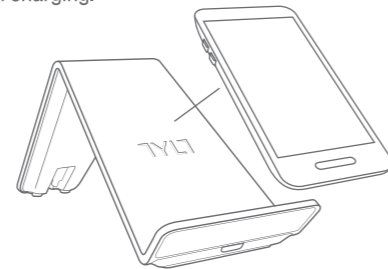


VÜ WIRELESS CHARGING PAD
 User Guide

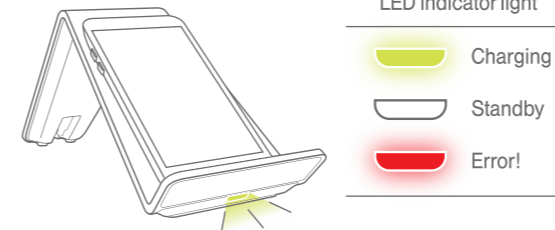
1 Power-up the VÜ by attaching the charging cord to the charging port located on the underside of the unit. Plug the charger into a wall socket for power.



2 Place your Qi™ compatible device on the VÜ pad to begin charging.



3 While the VÜ pad is charging a device, the Green LED will turn on. Upon completion of charge, the LED will turn off.



4 Under any type of error condition, the Red LED will turn on. In case of an error condition, remove the phone and place it back on the pad. If this does not solve the problem, unplug the VÜ from the AC charger and re-connect it.

NOTE: If the Red LED blinks and does not stay solid, the error condition has been automatically resolved



⚠ CAUTIONS:

1. The VÜ is for charging wireless charging enabled and Qi™ Charging Standard compatible smartphones only.
2. The charging unit should only be used at normal indoor room conditions.
3. Place charger on a hard flat surface.
4. Never use any power cable and transformer other than those originally supplied with the charging unit.
5. The VÜ may become hot during charging. Avoid direct contact with highly flammable materials. Avoid contact with fine furniture finishes.